

Largos

Una amplia gama de productos de alta calidad para la industria metal mecánica y de la construcción.

En Aceromex buscamos satisfacer los requerimientos de nuestros clientes, tanto en proyectos estructurales como de construcción.

Vigas IPR e IPS, Canales, Soleras, Ángulos, Cuadrados, Redondos y Varillas son solamente algunos de los productos largos que ponemos a su disposición y lo complementamos con servicios de valor agregado de acuerdo a sus necesidades específicas.

Ángulos (lados iguales)

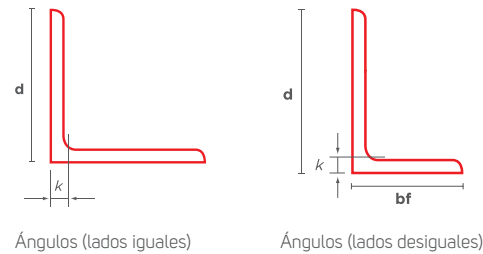
Espesor y Dimensiones				Peso	
Pulg.		mm.		kg./m.	lb./pie.
Espesor (k)	Ancho (bf)	Espesor (k)	Ancho (bf)		
cal.12 (.109") x	1	2.77 x	25.40	1.04	0.70
	1 1/4		31.75	1.32	0.89
	1 1/2		38.10	1.59	1.07
1/8 x	3/4	3.18 x	19.05	0.88	0.59
	1		25.40	1.19	0.80
	1 1/4		31.75	1.50	1.01
	1 1/2		38.10	1.83	1.23
	2		50.80	2.46	1.65
5/32 x	1 1/2	3.96 x	38	2.25	1.52
	2		50.8	3.04	2.04
	2 1/2		63.5	4.10	2.80
3/16 x	1	4.76 x	25.40	1.73	1.16
	1 1/4		31.75	2.20	1.48
	1 1/2		38.10	2.68	1.80
	2		50.80	3.63	2.44
	2 1/2		63.50	4.57	3.07
	3		76.20	5.52	3.71
1/4 x	1	6.35 x	25.40	2.22	1.49
	1 1/4		31.75	2.86	1.92
	1 1/2		38.10	3.48	2.34
	2		50.80	4.75	3.19
	2 1/2		63.50	6.10	4.10
	3		76.20	7.29	4.90
	3 1/2		88.90	8.63	5.80
	4		101.60	9.82	6.60
5/16 x	2	7.94 x	50.80	5.83	3.92
	2 1/2		63.50	7.44	5.00
	3		76.20	9.08	6.10
	3 1/2		88.90	10.71	7.20
	4		101.60	12.20	8.20
	5		127	15.3	10.30
3/8 x	2	9.53 x	50.80	6.99	4.70
	2 1/2		63.50	8.78	5.90
	3		76.20	10.71	7.20
	4		101.60	14.58	9.80
	5		127	18.3	12.3
	6		152.40	22.17	14.90
7/16x	4	11.1x	102	16.8	11.3
	5		127	21.30	14.30
	6		152	25.6	17.2
1/2 x	3	12.70 x	76.20	13.99	9.40
	4		101.60	19.05	12.80
	5		127	24.11	16.20
	6		152.40	29.17	19.60
5/8 x	8	15.88 x	203	39.30	26.40
	4		101.60	23.36	15.70
	6		152.40	36.01	24.20
	8		203.20	48.66	32.70
3/4 x	5	19.05 x	127	35.12	23.60
	6		152.40	42.71	28.70
	8		203.20	57.89	38.90
7/8 X	6	22.23	152	49.26	33.10
	8	22.23	203	66.97	45.00
1	6	25.40	152.40	55.66	37.4
	8	25.4	203	75.90	51.00
1 1/8 X	8	28.56	203	84.68	56.90

Nota: Peso de acuerdo a la norma ASTM-A-6
Presentación: Se manejan en longitud de 6.10 m. y algunas medidas en 12.20 m. en grado A-36 y Alta Resistencia.
 En caso de requerir alguna medida adicional no incluida en esta tabla, favor de solicitar cotización a su ejecutivo de ventas.

Ángulos (lados desiguales)

Espesor y Dimensiones				Peso	
Pulg.		mm.		kg./m.	lb./pie.
Espesor (k)	Dimensión (d x bf)	Espesor (k)	Dimensión (d x bf)		
3/16	3 x 2	4.76	76.2 x 50.8	4.57	3.07
	3 x 2		76.2 x 50.8	6.70	4.50
1/4	4 x 3	6.35	101.6 x 76.2	8.63	5.8
	5 x 3 1/2		127 x 88.9	10.42	7
5/16	4 x 3	7.90	101.6 x 76.2	10.70	7.20
3/8	5 x 3 1/2	9.53	127 x 88.9	15.48	10.40
	6 x 4		152.4 x 101.6	18.30	12.30
1/2	6 x 4	12.70	152.4 x 101.6	24.11	16.20

Nota: Peso de acuerdo a la norma ASTM-A-6
 En caso de requerir alguna medida adicional no incluida en esta tabla, favor de solicitar cotización a su ejecutivo de ventas.



Perfil Tee

Dimensión (k x bf)		Peso	
Pulg.	mm.	kg./m.	lb./pie.
1/8 x 1	3.18 x 25.4	1.32	0.89

Soleras

Dimensiones				Peso	
Pulg.		mm.		kg./m.	lb./pie.
Espesor	Ancho	Espesor	Ancho		
1/8	1/2	3.2	12.7	0.31	0.21
	3/4		19.1	0.47	0.32
	1		25.4	0.63	0.43
	1 1/4		31.7	0.79	0.53
	1 1/2		38.1	0.95	0.64
	2		50.8	1.26	0.85
	2 1/2		63.5	1.58	1.06
5/32	3/4	3.96	19.05	0.59	0.4
	1/2		12.7	0.47	0.32
	3/4		19.1	0.71	0.48
3/16	1	4.8	25.4	0.94	0.64
	1 1/4		31.7	1.18	0.80
	1 1/2		38.1	1.42	0.96
	2		50.8	1.90	1.28
	2 1/2		63.5	2.37	1.59
	1/2		12.7	0.63	0.43
1/4	3/4	6.3	19.1	0.95	0.64
	1		25.4	1.26	0.85
	1 1/4		31.7	1.58	1.06
	1 1/2		38.1	1.90	1.28
	2		50.8	2.53	1.70
	2 1/2		63.5	3.17	2.13
	3		76.2	3.79	2.55
	4		101.6	5.06	3.40
	5		127	6.32	4.25
	6		152.4	7.59	5.10
	8		203.2	10.12	6.80
	10		254	12.65	8.50
12	304.8	15.18	10.20		
5/16	1	7.9	25.4	1.58	1.06
	1 1/4		31.7	1.97	1.33
	1 1/2		38.1	2.37	1.59
	2		50.8	3.16	2.13
	2 1/2		63.5	3.95	2.66
	3		76.2	4.79	3.22
	4		101.6	6.32	4.25
	5		127	7.90	5.31
	6		152.4	9.49	6.38

(Soleras continuación)

Dimensiones				Peso	
Pulg.		mm.		kg./m.	lb./pie.
Espesor	Ancho	Espesor	Ancho		
3/8	1	9.5	25.4	1.90	1.28
	1 1/4		31.7	2.37	1.59
	1 1/2		38.1	2.84	1.91
	2		50.8	3.79	2.55
	2 1/2		63.5	4.74	3.19
	3		76.2	5.69	3.83
	4		101.6	7.59	5.10
	5		127	9.49	6.38
	6		152.4	11.38	7.65
	8		203.2	15.19	10.21
	10		254	18.99	12.76
	12		304.8	22.78	15.31
1/2	1 1/2	12.7	38.1	3.81	2.56
	2		50.8	5.06	3.40
	2 1/2		63.5	6.32	4.25
	3		76.2	7.59	5.10
	4		101.6	10.12	6.80
	5		127	12.65	8.50
5/8	6	15.9	152.4	15.18	10.20
	8		203.2	20.25	13.61
	10		254	25.31	17.01
	12		304.8	30.39	20.42
	4		101.6	12.65	8.50
	5		127	15.81	10.63
	6		152.4	18.97	12.75
	8		203.2	25.31	17.01
	9		228.6	28.47	19.13
	10		254	31.65	21.27
	12		304.8	37.99	25.53
	3/4		2 1/2	19.05	63.5
3		76.2	11.39		7.65
4		101.6	15.18		10.20
5		127	18.98		12.75
6		152.4	22.77		15.30
8		203.2	30.38		20.41
9		228.6	34.16		22.96
10		254	37.98		25.52
12		304.8	45.57		30.62

-(Soleras continuación)

Dimensiones				Peso	
Pulg.		mm.		kg./m.	lb./pie
Espesor	Ancho	Espesor	Ancho		
1	2	25.4	50.8	10.12	6.80
	3		76.2	15.18	10.20
	4		101.6	20.24	13.60
	5		127	25.31	17.00
	6		152.4	30.37	20.41
	8		203.2	40.49	27.21
	10		254	50.64	34.03
	12		304.8	60.76	40.83
1 1/8	3.15	28.6	80	17.93	12.05
1 1/2	6	38.1	152.4	45.55	30.61

Se manejan en largos de 6.10 m. y algunas medidas en largos de 12.20 m., en grados A-36 y Alta Resistencia. En caso de requerir alguna medida adicional no incluida en esta tabla, favor de solicitar cotización a su ejecutivo de ventas.

- Soleras de Slitter

Dimensiones				Peso	
Pulg.		mm.		kg./m.	lb./pie
Espesor	Ancho	Espesor	Ancho		
1/8	1/2	3.2	12.7	0.31	0.21
	3/4		19.1	0.47	0.32
	1		25.4	0.63	0.43
	1 1/4		31.7	0.79	0.53
	1 1/2		38.1	0.95	0.64
	2		50.8	1.26	0.85
3/16	1/2	4.8	12.7	0.47	0.32
	3/4		19.1	0.71	0.48
	1		25.4	0.94	0.64
	1 1/4		31.7	1.18	0.80
	1 1/2		38.1	1.42	0.96
	2		50.8	1.90	1.28

03

- Redondo, Cuadrado y Cuadrado Retorcido

Medidas			Peso					
pulg.	milésimas	mm.	Redondos		Cuadrados		Cuadrado retorcido	
			kg./m.	lb./pie	kg./m.	lb./pie	kg./m.	lb./pie
12 mm.	0.472	12.00	-	-	1.14	0.77	1.14	0.77
3/8	0.375	9.53	0.56	0.38	0.71	0.48	0.71	0.48
1/2	0.500	12.70	0.99	0.67	1.26	0.85	1.26	0.85
5/8	0.625	15.88	1.55	1.04	1.98	1.33	1.98	1.33
3/4	0.750	19.05	2.24	1.50	2.85	1.91	-	-
7/8	0.875	22.23	3.04	2.04	-	-	-	-
1	1.000	25.40	3.97	2.67	5.06	3.40	-	-
1 1/8	1.125	28.58	5.03	3.38	-	-	-	-
1 1/4	1.250	31.75	6.21	4.17	7.91	5.31	-	-
1 3/8	1.375	34.93	7.51	5.05	-	-	-	-
1 1/2	1.500	38.10	8.94	6.01	11.38	7.65	-	-
1 3/4	1.750	44.45	12.17	8.18	-	-	-	-
1 7/8	1.875	47.63	13.97	9.39	-	-	-	-
2	2.000	50.80	15.90	10.68	20.24	13.60	-	-
2 1/4	2.250	57.15	20.12	13.52	-	-	-	-
2 1/2	2.500	63.50	24.84	16.69	31.62	21.25	-	-
3	3.000	76.20	35.76	24.04	45.54	30.60	-	-



Redondo



Cuadrado



Cuadrado Retorcido

Presentación:

Se manejan a 6.10 m. de largo en grado ASTM A-36

En caso de requerir una medida adicional, favor de solicitar cotización a su ejecutivo de ventas.

- Varilla Corrugada

No. Designación	Calibre		Peso		Área de la sección transversal	Perímetro
	pulg.	mm.	kg./m.	lb./pie		
3	3/8	9.5	0.56	0.38	71	29.8
4	1/2	12.7	0.99	0.67	127	39.9
5	5/8	15.9	1.55	1.04	198	50
6	3/4	19.1	2.24	1.50	285	60
8	1	25.4	3.97	2.67	507	79.8
10	1 1/4	31.8	6.23	4.30	794	99.9
12	1 1/2	38.1	8.94	5.99	1140	119.7

Nota: Número de designación corresponde al número de octavos de pulgadas equivalente al diámetro nominal de la varilla.

SE MANEJAN EN LARGOS DE 9.15 M. PARA VARILLA DE 3/8" Y 1/2", EL RESTO EN PRESENTACIÓN DE 12 METROS DE LONGITUD.

PROPIEDADES MECÁNICAS

REQUISITOS DE RESISTENCIA A LA TENSIÓN

Propiedades	NMX-C-407 (Mpa (kg.f/mm.²))		NMX-B-457 (Mpa (kg.f/mm.²))
	Grado 30	Grado 42	
Resistencia a la tensión MPa, (kg./mm.²)	490 (50) * min	618 (63) *min	550 (56)*min
Límite de Fluencia MPa, (kg./mm.²)	Min. 294 (30)	Min. 412 (42)	Min-Máx. 412-540 (42-55)
No. Designación	Alargamiento en 200 mm. min, en %		
3	11	9	14
4, 5 y 6	12	9	14
7 y 8	-	8	12
9, 10, 11 y 12	-	7	12

REQUISITOS DE PRUEBAS DE DOBLADO

No. de designación	Diámetro del mandril para pruebas de doblado a 180°		
	Grado 30	Grado 42	
		NMX-C-407	NMX-B-457
3, 4 y 5	3.5 d	3.5 d	3 d
6	5 d	5 d	4 d
7 y 8	-	5 d	4 d
9 y 10	-	7 d	6 d
11 y 12	-	8 d	6 d

ACEROMEX CUMPLE RIGUROSAMENTE CON LAS SIGUIENTES NORMAS:

País	Norma	Grado de varilla
México	NMX-C-407-ONNCE-2001	30/42
	NMX-B-457	42
EUA	ASTM-615	40/60/75
	ASTM A-706	60

Largos

Largos

Varilla Corrugada (18J)

No. Designación	Peso		Diámetro		Área de la sección transversal	
	kg./m.	lb./ft	(mm)	in.	mm ²	in ²
18	20.24	13.6	57.33	2.257	2581	4

Nota: Número de designación corresponde al número de octavos de pulgadas equivalente al diámetro nominal de la varilla.

APLICACIONES: SIENDO UNA DE LAS MÁS LARGAS Y RESISTENTES VARILLAS, SE UTILIZA EN EDIFICIOS, ESTRUCTURAS PARA ESTACIONAMIENTO, EN LA INDUSTRIA, EN LA MARINA Y PUENTES.

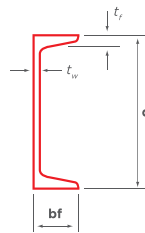
ACEROMEX CUMPLE RIGUROSAMENTE CON LAS SIGUIENTES NORMAS:

Pais	Norma
EUA	ASTM A615MGR75

05

Canal C.P.S.

Peralte	Peso	Patin				Alma			
		Ancho (bf)		Espesor (tf)		Espesor (tw)			
d									
pulg.	mm.	kg./m.	lb./pie	pulg.	mm.	pulg.	mm.		
3	76.2	5.21	3.5	1.372	34.85	0.273	6.93	0.132	3.35
		6.10	4.1	1.410	35.81	0.273	6.93	0.170	4.32
4	101.6	6.70	4.5	1.584	40.23	0.296	7.52	0.125	3.18
		8.04	5.4	1.584	40.23	0.296	7.52	0.184	4.67
5	127.0	9.97	6.7	1.750	44.45	0.320	8.13	0.190	4.83
6	152.4	12.20	8.2	1.920	48.77	0.343	8.71	0.200	5.08
		15.63	10.5	2.034	51.66	0.343	8.71	0.314	7.98
		19.35	13.0	2.157	54.79	0.343	8.71	0.437	11.10
8	203.2	17.11	11.5	2.260	57.40	0.390	9.91	0.220	5.59
		20.46	13.75	2.343	59.51	0.390	9.91	0.303	7.70
		27.90	18.75	2.527	64.19	0.390	9.91	0.487	12.37
10	254.0	22.77	15.3	2.600	66.04	0.436	11.07	0.240	6.10
		29.76	20	2.739	69.57	0.436	11.07	0.379	9.63
		37.20	25	2.886	73.30	0.436	11.07	0.526	13.36
		44.64	30	3.033	77.04	0.436	11.07	0.673	17.09
12	304.8	30.80	20.7	2.942	74.73	0.501	12.73	0.282	7.16
		37.20	25	3.047	77.39	0.501	12.73	0.387	9.83
		44.64	30	3.170	80.52	0.501	12.73	0.510	12.95
15	381.0	50.45	33.9	3.400	86.36	0.650	16.51	0.400	10.16
		59.53	40	3.520	89.41	0.650	16.51	0.520	13.21

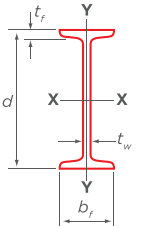


Nota: El peso y medidas de acuerdo a lo establecido en la norma ASTM-A-6/A 6M-07

SE MANEJAN A 6.10 M. Y 12.20 M. DE LARGO, EN ALTA RESISTENCIA Y GRADO A-36.

Vigas I.P.S (tipo Americano)

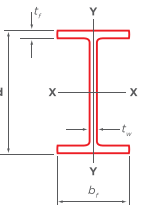
Peralte	Peso	Patin				Alma			
		Ancho (bf)		Espesor (tf)		Espesor (tw)			
d									
pulg.	mm.	kg./m.	lb./pie	pulg.	mm.	pulg.	mm.		
3	76.2	8.48	5.70	2.33	59.18	0.26	6.6	0.17	4.3
4	101.6	11.46	7.70	2.66	67.64	0.29	7.4	0.19	4.9
5	127.0	14.88	10.00	3.00	76.30	0.33	8.3	0.21	5.4
6	152.4	18.60	12.50	3.33	84.63	0.36	9.1	0.23	5.9
8	203.2	27.38	18.40	4.00	101.63	0.43	10.8	0.27	6.9



Nota: Pesos y medidas de acuerdo a la norma ASTM A6/A 6M-07

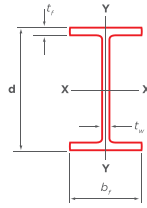
Vigas I.P.R.

Nominal	Peso	Peralte		Patin		Alma					
		d		Ancho (bf)	Espesor (tf)	Espesor (tw)					
pulg. (d x bf)	mm. (d x bf)	kg./m.	lb./pie	pulg.	mm.	pulg.	mm.				
4 x 4	101.6 x 101.6	19.3	13	4.16	106	4.06	103	0.35	8.8	0.28	7.11
		12.6	8.5	5.83	148	3.94	100	0.20	5.0	0.17	4.3
6 x 4	152.4 x 101.6	13.4	9	5.90	150	3.94	100	0.22	5.5	0.17	4.3
		17.9	12	6.03	153	4.00	102	0.28	7.1	0.23	5.8
		23.8	16	6.28	160	4.03	102	0.41	10.3	0.26	6.6
6 x 6	152.4 x 152.4	22.3	15	5.99	152	5.99	152	0.26	6.6	0.23	5.8
		29.8	20	6.20	157	6.02	153	0.37	9.3	0.26	6.6
8 x 4	203.2 x 101.6	37.2	25	6.38	162	6.08	154	0.46	11.6	0.32	8.1
		14.9	10	7.89	200	3.94	100	0.21	5.2	0.17	4.3
8 x 5-1/4	203.2 x 133.4	19.3	13	7.99	203	4.00	102	0.26	6.5	0.23	5.8
		22.3	15	8.11	206	4.02	102	0.32	8.0	0.25	6.2
8 x 6-1/2	203.2 x 165.1	26.8	18	8.14	207	5.25	133	0.33	8.4	0.23	5.8
		31.2	21	8.28	210	5.27	134	0.40	10.2	0.25	6.4
		35.7	24	7.93	201	6.50	165	0.40	10.2	0.25	6.2
8 x 8	203.2 x 203.2	41.7	28	8.06	205	6.54	166	0.47	11.8	0.29	7.2
		46.1	31	8.00	203	8.00	203	0.44	11.0	0.29	7.2
		52.1	35	8.12	206	8.02	204	0.50	12.6	0.31	7.9
		59.5	40	8.25	210	8.07	205	0.56	14.2	0.36	9.1
10 x 4	254 x 101.6	71.4	48	8.50	216	8.11	206	0.69	17.4	0.40	10.2
		86.3	58	8.75	222	8.22	209	0.81	20.6	0.51	13.0
		17.9	12	9.87	251	3.96	101	0.21	5.3	0.19	4.8
		22.3	15	9.99	254	4.00	102	0.27	6.9	0.23	5.8
10 x 5-3/4	254 x 146	25.3	17	10.11	257	4.01	102	0.33	8.4	0.24	6.1
		28.3	19	10.24	260	4.02	102	0.40	10.0	0.25	6.4
		32.7	22	10.17	258	5.75	146	0.36	9.1	0.24	6.1
10 x 8	254 x 203.2	38.7	26	10.33	262	5.77	147	0.44	11.2	0.26	6.6
		44.6	30	10.47	266	5.81	148	0.51	13.0	0.30	7.6
		49.1	33	9.73	247	7.96	202	0.44	11.0	0.29	7.4
10 x 8	254 x 203.2	58.0	39	9.92	252	7.99	203	0.53	13.5	0.32	8.0
		67.0	45	10.10	257	8.02	204	0.62	15.7	0.35	8.9



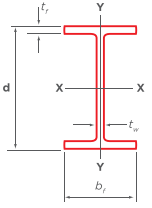
(Vigas I.P.R. continuación)

Nominal		Peso		Peralte		Patín				Alma	
				d		Ancho (bf)		Espesor (tf)		Espesor (tw)	
pulg. (d x bf)	mm. (d x bf)	kg./m.	lb./pie	pulg.	mm.	pulg.	mm.	pulg.	mm.	pulg.	mm.
10 x 10	254 x 254	72.9	49	9.98	253	10.00	254	0.56	14.2	0.34	8.6
		80.4	54	10.09	256	10.03	255	0.62	15.6	0.37	9.4
		89.3	60	10.22	260	10.08	256	0.68	17.3	0.42	10.7
		101.1	68	10.40	264	10.13	257	0.77	19.60	0.47	11.9
		114.57	77	10.600	269	10.190	259	0.870	22.1	0.530	13.5
		130.94	88	10.840	275	10.265	261	0.990	25.1	0.605	15.4
		148.80	100	11.100	282	10.340	263	1.120	28.4	0.680	17.3
		166.65	112	11.360	289	10.415	265	1.250	31.8	0.755	19.2
12 x 4	304.8 x 101.6	20.8	14	11.91	303	3.97	101	0.23	5.7	0.20	5.1
		23.8	16	11.99	305	3.99	101	0.27	6.7	0.22	5.6
		28.3	19	12.16	309	4.01	102	0.35	8.9	0.24	6.0
12 x 6-1/2	304.8 x 165.1	32.7	22	12.31	313	4.03	102	0.43	10.8	0.26	6.6
		38.7	26	12.22	310	6.49	165	0.38	9.7	0.23	5.8
		44.6	30	12.34	313	6.52	166	0.44	11.2	0.26	6.6
12 x 8	304.8 x 203.2	52.1	35	12.50	318	6.56	167	0.52	13.2	0.30	7.6
		59.5	40	11.94	303	8.01	203	0.52	13.1	0.30	7.5
		67.0	45	12.06	306	8.05	204	0.58	14.6	0.34	8.5
12 x 10	304.8 x 254	74.4	50	12.19	310	8.08	205	0.64	16.3	0.37	9.4
		78.9	53	12.06	306	10.00	254	0.58	14.6	0.35	8.8
		86.3	58	12.19	310	10.01	254	0.64	16.3	0.36	9.1
12 x 12	304.8 x 304.8	96.7	65	12.12	308	12.00	305	0.61	15.4	0.39	9.9
		107.1	72	12.25	311	12.04	306	0.67	17.0	0.43	10.9
		117.6	79	12.38	314	12.08	307	0.74	18.7	0.47	11.9
		129.45	87	12.530	318	12.125	308	0.810	20.6	0.515	13.1
		142.9	96	12.71	323	12.16	309	0.90	22.9	0.55	14.0
		157.72	106	12.890	327	12.220	310	0.990	25.1	0.610	15.5
		202.36	136	13.410	341	12.400	315	1.250	31.8	0.790	20.1
		226.17	152	13.710	348	12.480	317	1.400	35.6	0.870	22.1
		252.99	170	14.030	356	12.570	319	1.560	39.6	0.960	24.4
		282.72	190	14.380	365	12.670	322	1.735	44.1	1.060	26.9
14 x 5	355.6 x 127	32.7	22	13.74	349	5.00	127	0.34	8.5	0.23	5.8
		38.7	26	13.91	353	5.03	128	0.42	10.7	0.26	6.5
		44.6	30	13.84	352	6.73	171	0.39	9.8	0.27	6.9
14 x 6-3/4	355.6 x 171.4	50.6	34	13.98	355	6.75	171	0.46	11.6	0.29	7.2
		56.5	38	14.10	358	6.77	172	0.52	13.1	0.31	7.9
		64.0	43	13.66	347	8.00	203	0.53	13.5	0.31	7.7
14 x 8	355.6 x 203.2	71.4	48	13.79	350	8.03	204	0.60	15.1	0.34	8.6
		78.9	53	13.92	354	8.06	205	0.66	16.8	0.37	9.4
		90.8	61	13.89	353	10.00	254	0.65	16.4	0.38	9.5
14 x 10	355.6 x 254	101.2	68	14.04	357	10.04	255	0.72	18.3	0.42	10.5
		110.1	74	14.17	360	10.07	256	0.79	19.9	0.45	11.4
		122.0	82	14.31	363	10.13	257	0.855	21.7	0.510	13.0
		133.9	90	14.02	356	14.52	369	0.71	18.0	0.44	11.2
14 x 14-1/2	355.6 x 368.3	147.3	99	14.16	360	14.57	370	0.78	19.8	0.49	12.3
		162.2	109	14.32	364	14.61	371	0.86	21.8	0.53	13.3
		178.6	120	14.48	368	14.67	373	0.94	23.9	0.59	15.0
		196.4	132	14.66	372	14.73	374	1.03	26.2	0.65	16.4



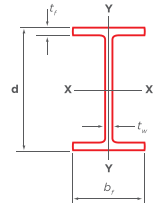
(Vigas I.P.R. continuación)

Nominal		Peso		Peralte		Patín				Alma	
				d		Ancho (bf)		Espesor (tf)		Espesor (tw)	
pulg. (d x bf)	mm. (d x bf)	kg./m.	lb./pie	pulg.	mm.	pulg.	mm.	pulg.	mm.	pulg.	mm.
14 x 16	355.6 x 406.4	215.8	145	14.78	375	15.50	394	1.09	27.7	0.68	17.3
		236.6	159	14.98	380	15.57	395	1.19	30.2	0.75	18.9
		261.9	176	15.22	387	15.65	398	1.31	33.3	0.83	21.1
		287.2	193	15.48	393	15.71	399	1.44	36.6	0.89	22.6
		313.96	211	15.720	399	15.800	401	1.560	39.6	0.980	24.9
		382.41	257	16.380	416	15.995	406	1.890	48.0	1.175	29.8
16 x 5-1/2	406.4 x 139.7	38.7	26	15.69	399	5.50	140	0.35	8.8	0.25	6.4
		46.1	31	15.88	403	5.53	140	0.44	11.2	0.28	7.0
16 x 7	406.4 x 177.8	53.6	36	15.86	403	6.99	177	0.43	10.9	0.30	7.5
		59.5	40	16.01	407	7.00	178	0.51	12.8	0.31	7.7
		67.0	45	16.13	410	7.04	179	0.57	14.4	0.35	8.8
		74.4	50	16.26	413	7.07	180	0.63	16.0	0.38	9.7
16 x 10-1/4	406.4 x 260.3	84.8	57	16.43	417	7.12	181	0.72	18.2	0.43	10.9
		99.7	67	16.33	415	10.24	260	0.67	16.9	0.40	10.0
		114.6	77	16.52	420	10.30	261	0.76	19.3	0.46	11.6
		132.4	89	16.75	425	10.37	263	0.88	22.2	0.53	13.3
18 x 6	457.2 x 152.4	149.00	100	16.970	431	10.425	265	0.985	25.0	0.585	14.9
		52.1	35	17.70	450	6.00	152	0.43	10.8	0.30	7.6
		59.5	40	17.90	455	6.02	153	0.53	13.3	0.32	8.0
18 x 7-1/2	457.2 x 190.5	68.4	46	18.06	459	6.06	154	0.61	15.4	0.36	9.1
		74.4	50	17.99	457	7.50	190	0.57	14.5	0.36	9.0
		81.8	55	18.11	460	7.53	191	0.63	16.0	0.39	9.9
		89.3	60	18.24	463	7.56	192	0.70	17.7	0.42	10.5
		96.7	65	18.35	466	7.59	193	0.75	19.1	0.45	11.4
		105.6	71	18.47	469	7.64	194	0.81	20.6	0.50	12.6
18 x 11	457.2 x 279.4	113.1	76	18.21	463	11.04	280	0.68	17.3	0.43	10.8
		128.0	86	18.39	467	11.09	282	0.77	19.6	0.48	12.2
		144.3	97	18.59	472	11.15	283	0.87	22.1	0.54	13.6
		157.7	106	18.73	476	11.20	284	0.94	23.9	0.59	15.0
		177.1	119	18.97	482	11.27	286	1.06	26.9	0.66	16.6
		193.46	130	19.250	489	11.160	283	1.200	30.5	0.670	17.0
		213.00	143	19.490	495	11.220	285	1.320	33.5	0.730	18.5
		235.00	158	19.720	501	11.300	287	1.440	36.6	0.810	20.6
		260.40	175	20.040	509	11.375	289	1.590	40.4	0.890	22.6
		285.69	192	20.350	517	11.455	291	1.750	44.4	0.960	24.4
21 x 6-1/2	533.4 x 165.1	65.5	44	20.66	525	6.50	165	0.45	11.4	0.35	8.9
		74.4	50	20.83	529	6.53	166	0.54	13.6	0.38	9.7
		84.8	57	21.06	535	6.56	166	0.65	16.5	0.41	10.3
		92.3	62	20.99	533	8.24	209	0.62	15.6	0.40	10.2
21 x 8-1/4	533.4 x 209.5	101.2	68	21.13	537	8.27	210	0.69	17.4	0.43	10.9
		108.6	73	21.240	539	8.295	211	0.740	18.8	0.455	11.6
		123.5	83	21.430	544	8.355	212	0.835	21.2	0.515	13.1
		138.4	93	21.62	549	8.42	214	0.93	23.6	0.58	14.7
		150.3	101	21.36	543	12.29	312	0.80	20.3	0.50	12.7
		165.2	111	21.51	546	12.34	313	0.88	22.2	0.55	14.0
21 x 12-1/4	533.4 x 311.15	181.5	122	21.68	551	12.39	315	0.96	24.4	0.60	15.2
		218	147	22.06	560	12.51	318	1.150	29.2	0.720	18.3
21 x 12-1/2	533.4 x 317.5	81.8	55	23.57	599	7.01	178	0.50	12.8	0.40	10.0
		92.3	62	23.74	603	7.04	179	0.59	15.0	0.43	10.9



— (Vigas I.P.R. continuación)

Nominal		Peso		Peralte		Patín				Alma	
				d		Ancho (bf)		Espesor (tf)		Espesor (tw)	
pulg. (d x bf)	mm. (d x bf)	kg./m.	lb./pie	pulg.	mm.	pulg.	mm.	pulg.	mm.	pulg.	mm.
24 x 9	609.6 x 228.6	101.2	68	23.73	603	8.97	228	0.59	14.9	0.42	10.5
		113.1	76	23.93	608	8.99	228	0.68	17.3	0.44	11.2
		125.0	84	24.10	612	9.02	229	0.77	19.6	0.47	11.9
		139.9	94	24.31	617	9.07	230	0.88	22.2	0.52	13.1
24 x 12-3/4	609.6 x 323.8	154.8	104	24.06	611	12.75	324	0.75	19.1	0.50	12.7
		174.1	117	24.26	616	12.80	325	0.85	21.6	0.55	14.0
		194.9	131	24.48	622	12.86	327	0.96	24.4	0.61	15.4
		217.2	146	24.74	628	12.90	328	1.09	27.7	0.65	16.5
27 x 10	685.8 x 254	241.1	162	25.00	635	12.96	329	1.22	31.0	0.71	17.9
		125.0	84	26.71	678	9.96	253	0.64	16.3	0.46	11.7
		139.9	94	26.92	684	9.99	254	0.75	18.9	0.49	12.4
		151.8	102	27.09	688	10.02	254	0.83	21.1	0.52	13.1
27 x 14	685.8 x 355.6	169.6	114	27.29	693	10.07	256	0.93	23.6	0.57	14.5
		191.95	129	27.630	702	10.010	254	1.100	27.9	0.610	15.5
		217.00	146	27.380	695	13.965	355	0.975	24.8	0.605	15.4
		239.70	161	27.590	701	14.020	356	1.080	27.4	0.660	16.8
30 x 10-1/2	762 x 266.7	288.67	194	28.110	714	14.035	356	1.340	34.0	0.750	19.0
		323.00	217	28.430	722	14.115	359	1.500	38.1	0.830	21.1
		350.00	235	28.660	728	14.190	360	1.610	40.9	0.910	23.1
		384.00	258	28.980	736	14.270	362	1.770	45.0	0.980	24.9
30 x 15	762 x 381	133.9	90	29.53	750	10.40	264	0.61	15.5	0.47	11.9
		147.3	99	29.65	753	10.45	265	0.67	17.0	0.52	13.2
		160.7	108	29.83	758	10.48	266	0.76	19.3	0.55	13.8
		172.6	116	30.01	762	10.50	267	0.85	21.6	0.57	14.4
33 x 11-1/2	838.2 x 292.1	196.4	132	30.31	770	10.54	268	1.00	25.4	0.61	15.6
		257.50	173	30.440	773	14.985	381	1.065	27.1	0.655	16.6
		313.96	211	30.940	786	15.105	384	1.315	33.4	0.775	19.7
		175.6	118	32.86	835	11.48	292	0.74	18.8	0.55	14.0
33 x 15-3/4	838.2 x 400.05	193.4	130	33.09	840	11.51	292	0.86	21.7	0.58	14.7
		209.8	141	33.30	846	11.54	293	0.96	24.4	0.61	15.4
		226.2	152	33.49	851	11.57	294	1.06	26.8	0.64	16.1
		251.5	169	33.82	859	11.50	292	1.22	31.0	0.67	17.0
36 x 12	914.4 x 304.8	328.88	221	33.930	862	15.805	401	1.275	32.4	0.775	19.7
		200.9	135	35.55	903	11.95	304	0.79	20.1	0.60	15.2
		223.2	150	35.85	911	11.98	304	0.94	23.9	0.63	15.9
		238.1	160	36.01	915	12.00	305	1.02	25.9	0.65	16.5
40 x 12	1016 X 304.8	253.00	170	36.170	919	12.030	306	1.100	27.9	0.680	17.3
		271.00	182	36.330	923	12.075	307	1.180	30.0	0.725	18.4
		289.00	194	36.490	927	12.115	308	1.260	32.0	0.765	19.4
		313.00	210	36.690	932	12.180	309	1.360	34.5	0.830	21.1
40 x 12	1016 X 304.8	345.00	232	37.120	943	12.120	308	1.570	39.9	0.870	22.1
		222.00	149	38.200	970	11.810	300	0.830	21.1	0.630	16.0
		249.00	167	38.590	980	11.810	300	1.025	26.0	0.650	16.5
		272.00	183	38.980	990	11.810	300	1.200	31.0	0.650	16.5
40 x 12	1016 X 304.8	314.00	211	39.370	1000	11.810	300	1.415	35.9	0.750	19.1
		349.00	235	39.690	1008	11.890	302	1.575	40.0	0.830	21.1
		393.00	264	40.000	1016	11.930	303	1.730	43.9	0.960	24.4



Nota: Pesos y medidas de acuerdo a la norma ASTM A6/A 6M-07

Manejamos medidas irregulares. Disponibles en grado Dual A36/ A-572-50 y ASTM A-992. En caso de requerir alguna medida adicional no incluida en esta tabla, favor de solicitar cotización a su ejecutivo de ventas.